REGENERATIVE BLOWERS - VACUUM

SCL K07 K08 / K09 / K10 / K11 / K12

MS - SERIES

SN 1810-18B 1/2

TECHNICAL CHARACTERISTICS
- Aluminium alloy construction
- Smooth operation
- High efficiency impeller
- Maintenance free
- Mountable in any position
- Recognized TEFC - cURus motor

OPTIONS
- Special voltages (IEC 38)
- Surface treatments

ACCESSORIES
- Inlet and/or inline filters
- Additional inlet/outlet silencers
- Safety valves
- Flow converting device
- Optional connectors

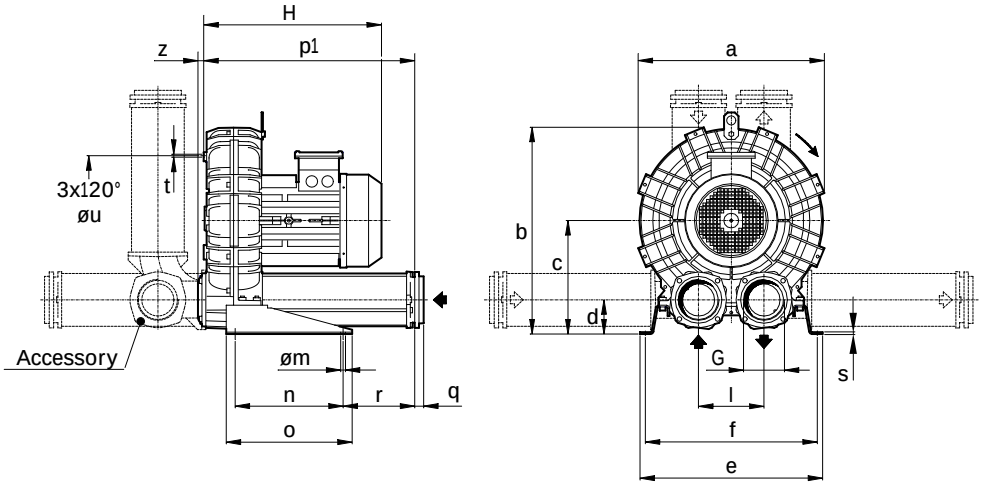

Dimensions in inches.
Dimension for reference only.

Model	a	b	c	d	e	f	G	l	m	n	o	p1	q	r	s	t	u	z
K07-MS	16.69	18.84	10.59	3.23	18.43	17.24	3" NPT	6.10	0.51	11.81	13.78	20.16	0.98	5.39	0.20	M8	11.61	0.63
K08-MS	17.99	19.61	10.59	3.23	18.82	17.64	3" NPT	6.10	0.51	11.81	13.78	20.16	0.98	5.39	0.20	M8	12.2	0.63
K09-MS	19.37	22.09	12.40	3.78	20.00	18.82	4" NPT	7.17	0.51	11.81	13.78	23.07	0.98	7.83	0.20	M8	14.17	0.63
K10 -MS	20.31	22.56	12.40	3.78	20.00	18.82	4" NPT	7.17	0.51	11.81	13.78	23.07	0.98	7.83	0.20	M8	14.17	0.63
K11 -MS	21.34	23.74	13.07	3.58	21.26	20.00	4" NPT	7.87	0.51	11.81	13.78	23.46	0.98	8.03	0.20	M8	15.35	0.63
K12 -MS	21.57	23.82	13.07	3.58	21.26	20.00	4" NPT	7.87	0.51	11.81	13.78	23.58	0.98	8.03	0.20	M8	15.35	0.51

Model	Maximum flow cfm		Installed power Hp		Maximum differential pressure Dp (In Hg)		Noise level Lp dB (A) (1)		Overall dimensions H	Weight
	60 Hz 3500 rpm	50 Hz 2900 rpm	60 Hz 3500 rpm	50 Hz 2900 rpm	60 Hz 3500 rpm	50 Hz 2900 rpm	60 Hz 3500 rpm	50 Hz 2900 rpm	Inches	Lbs
K07-MS	294	243	4	4	3.0	4.6	77.7	75.7	15.6	116.2
			5 ½	5 ½	5.6	6.3	78.0	76.0	16.3	119.0
			7 ½	7 ½	8.9	8.9	78.3	76.3	18.4	160.5
			10	-	10.3	-	78.6	-	19.1	172.6
K08-MS	381	316	5 ½	5 ½	3.0	3.8	78.8	76.8	16.3	124.8
			7 ½	7 ½	5.2	6.6	79.1	77.1	18.4	166.5
			10	10	8.1	9.2	79.4	77.4	19.1	179.0
			15	-	9.6	-	79.7	-	19.1	192.0
K09-MS	471	390	7 ½	7 ½	3.7	4.6	79.3	77.3	18.8	186.3
			10	10	5.9	7.0	79.6	77.6	19.5	245.0
			15	15	9.6	10.4	80.1	78.1	22.0	212.0
K10 -MS	556	460	7 ½	7 ½	2.4	3.8	79.4	77.4	18.8	189.6
			10	10	4.4	5.9	79.7	77.7	19.5	202.0
			15	15	8.1	9.9	80.2	78.2	19.6	215.0
			20	-	9.6	-	80.5	-	22.0	248.0
K11 -MS	650	539	15	15	5.9	8.9	82.5	80.5	19.8	226.0
			20	20	11.0	10.4	83.0	81.0	22.5	259.0
K12 -MS	726	602	15	15	3.0	6.6	83.5	81.5	19.9	229.5
			20	20	6.2	9.6	84.3	82.3	22.5	263.0
			25	-	8.9	-	87.2	-	24.0	337.0

(1) Noise measured at 1 m distance with inlet and outlet ports piped, in accordance to ISO 3744.
- For proper use, the blower should be equipped with inlet filter and safety valve; other accessories available on request.
- Ambient temperature from +5° to +104°F.
- Specifications subject to change without notice.

FPZ, Inc. 150 N. Progress Drive Saukville, WI 53080 USA Tel. (262) 268-0180 usa@fpz.com www.fpz.com

SCL K07 / K08 / K09 / K10 / K11 / K12 MS SERIES

CAPACITY

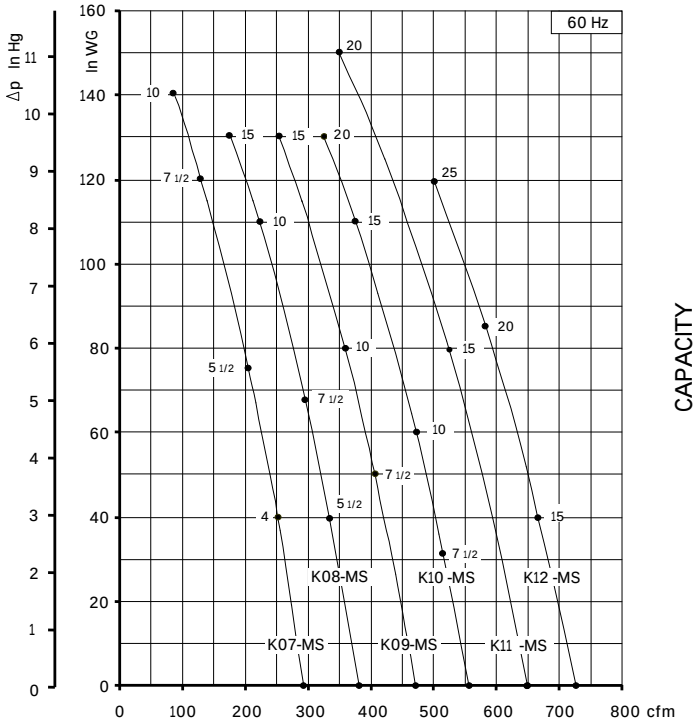

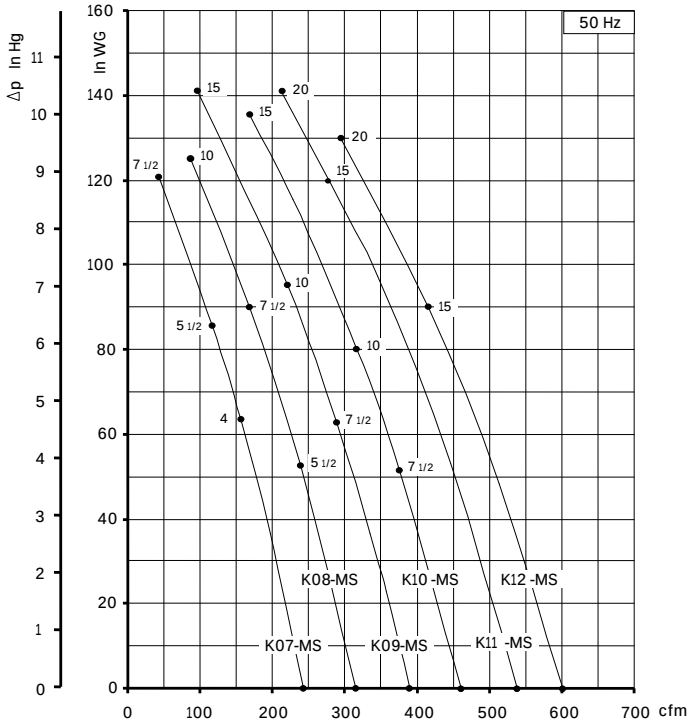

ABSORBED POWER

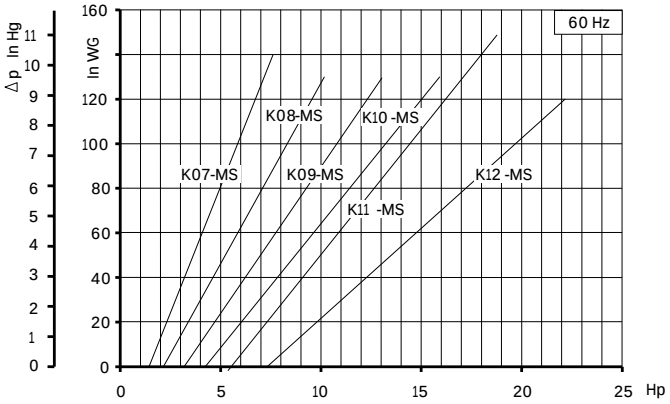

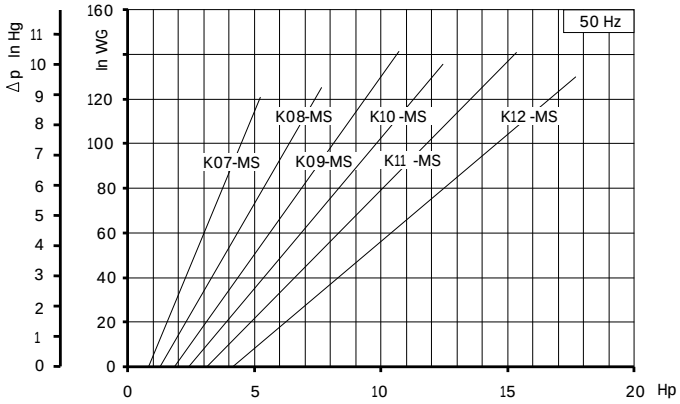

TEMPERATURE INCRESASE

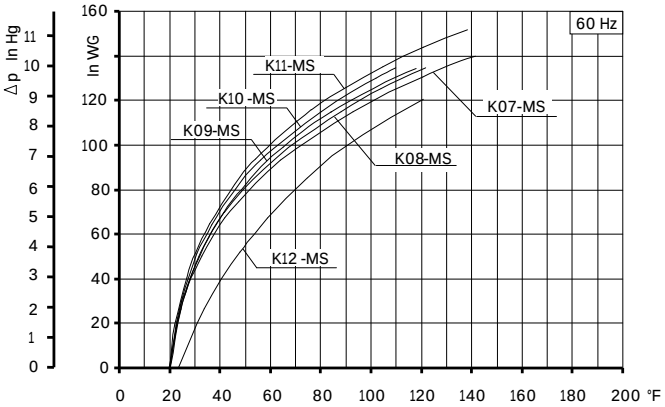

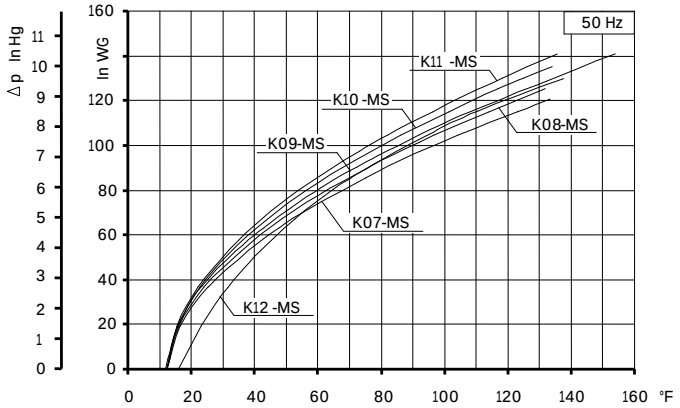

Curves refer to air at 68° F temperature, measured at inlet port and 29.92 In Hg atmospheric backpressure (abs).
Values for flow, power consumption and temperature rise: +/-10% tolerance.
Data subject to change without notice.

FPZ, Inc. 150 N. Progress Drive Saukville, WI 53080 USA Tel. (262) 268-0180 usa@fpz.com www.fpz.com